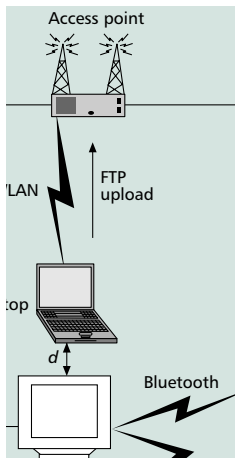


# BLUETOOTH AND WLAN COEXISTENCE: CHALLENGES AND SOLUTIONS

NADA GOLMIE, NICOLAS CHEVROLIER, AND OLIVIER REBALA,  
NATIONAL INSTITUTE OF STANDARDS AND TECHNOLOGY



Instead of competing with WLANs for applications, WPANs are intended to augment many of the usage scenarios and operate in conjunction with WLANs.

## ABSTRACT

In this article we discuss solutions to the interference problem caused by the proximity and simultaneous operation of Bluetooth and WLAN networks. We consider different techniques that attempt to avoid time and frequency collisions of WLAN and Bluetooth transmissions. We conduct a comparative analysis of their respective performance, and discuss the trends and trade-offs they bring for different applications and interference levels. Performance is measured in terms of packet loss, TCP goodput, delay, and delay jitter.

## INTRODUCTION

Bluetooth technology [1] is considered a wireless personal area network (WPAN) system, intended for cable replacement and short-distance ad hoc connectivity. WPAN is distinguished from other types of wireless networks in both size and scope. Communications in WPAN are normally confined to a person or object and extend up to 10 m in all directions. This is in contrast to wireless local area networks (WLANs) employing IEEE 802.11 specifications [2] that typically cover a moderately sized geographic area such as a single building or campus. In this article we use WLAN and IEEE 802.11 interchangeably. WLANs operate in the 100 m range and are intended to augment rather than replace traditional wired LANs. They are often used to provide the final few feet of connectivity between the main network and the user.

However, instead of competing with WLANs for applications, WPANs are intended to augment many of the usage scenarios and operate in conjunction with WLANs (i.e., come together in the same laptop, or operate in proximity in an office or conference room environment). For example, Bluetooth can be used to connect a headset or PDA to a desktop computer that in turn may be using WLAN to connect to an access point placed several meters away.

Bluetooth and several cordless phone manufacturers plan to operate in the 2.4 GHz industrial, scientific, and medical (ISM) unlicensed band since it is suitable for low-cost radio solutions such as those proposed for WPANs. In

addition, IEEE 802.11 [2] has standards for WLANs operating in this band as well. However, the major downside of the unlicensed ISM band is that frequencies must be shared and potential interference tolerated as defined in Federal Communications Commission Title 47 of the Code of Federal Regulations Part 15 [3]. While spread spectrum and power rules are fairly effective in dealing with multiple users in the band provided the radios are physically separated, the same is not true for radios in close proximity as in IEEE 802.11 and Bluetooth that may likely come together in a laptop or desktop. An issue of growing interest is the coexistence of these devices in the same environment.

Recently, there has been a growing number of industry led activities focused on the coexistence of wireless devices in the 2.4 GHz band. Both the IEEE 802.15.2 Coexistence Task Group [4] and Bluetooth Special Interest Group (SIG) are looking at similar techniques to alleviate the impact of interference. The proposals considered by the groups are intended for Bluetooth and IEEE 802.11 direct sequence spread spectrum protocols. They range from collaborative schemes to be implemented in the same device to fully independent solutions that rely on interference detection and estimation. Except for a time-division multiple access (TDMA) technique aimed at time sharing the Bluetooth and 802.11 signals [5], most mechanisms considered do not require any direct communication between the protocols. These so-called noncollaborative mechanisms are intended mainly for Bluetooth since it is easier for a frequency hopping system to avoid frequencies occupied by a spread spectrum system such as WLAN. The techniques considered range from adaptive frequency hopping [6] to packet scheduling and traffic control [7]. The techniques used for detecting the presence of WLAN devices in the band are based on measuring the bit or frame error rate, signal strength, or signal-to-interference ratio (often implemented as the received signal strength indicator, RSSI). For example, each device can maintain a packet error rate measurement per frequency visited. Frequency hopping devices can then know which frequencies are occupied by other users of the band and modify their frequency hopping pattern. They can even choose

not to transmit on a certain frequency if that frequency is occupied. The first technique is known as *adaptive frequency hopping*, while the second technique is known as medium access control (MAC) scheduling. Other scheduling techniques known as packet encapsulation rules or overlap avoidance (OLA) [8] use the variety of Bluetooth packet lengths to avoid the overlap in frequency between 802.11 and Bluetooth. In other words, the Bluetooth scheduler knows to use the packet length of proper duration (1, 3, or 5 slots) in order to skip the so-called *bad* frequency. This was shown to provide goodput improvements for both 802.11 and Bluetooth data traffic.

In this article we investigate two solutions to the interference problem:

- An adaptive frequency hopping (AFH) mechanism aimed at modifying the Bluetooth frequency hopping sequence in the presence of WLAN direct sequence spread spectrum devices [9]
  - A Bluetooth interference aware scheduling (BIAS) strategy that postpones the transmission of packets on so-called bad frequencies [7]
- Each of the two techniques considered imposes a number of implementation implications. For example, the implication with AFH is that the chipset must be modified in order to support a new Bluetooth hopping sequence that does not contain any frequencies used by WLAN. On the other hand, the backoff strategy applies to the Bluetooth master device firmware responsible for transmitting packets on the medium.

The remainder of this article is organized as follows. We discuss interference detection methods used to determine the presence of WLAN interference. We describe the backoff and AFH procedures. We consider realistic scenarios to discuss performance trends and trade-offs. We then offer some concluding remarks.

## BLUETOOTH INTERFERENCE ESTIMATION

Central to most interference mitigation techniques is the ability to detect the presence of other systems operating in the band or, in other words, estimate interference. Techniques that do not require interference estimation belong to the collaborative category where both the Bluetooth and WLAN protocols are implemented on the same device in order for each protocol to be aware of the traffic and packet transmissions in both the WLAN and Bluetooth networks.

Interference estimation methods include signal-to-interference ratio (SIR), bit error rate (BER) calculation, packet loss, or frame error rate measurements performed by a device receiver. We use packet loss measurements in our performance evaluation, although other measurements can be used as well without affecting the outcome of the experiments studied. In addition, we limit our discussion to interference estimation for Bluetooth since it pertains to the solutions presented here.

In a nutshell, here is how a Bluetooth receiver detects the presence of a WLAN spread spectrum system. Measurements are collected by each receiver in the piconet since interference depends on device location and transmitted power. These measurements consist of a per-

centage of packets dropped due to errors,  $P_r(P_{\text{loss}})$ , associated with each frequency in the hopset,  $f$ , as shown in Fig. 1a. Given  $P_r(P_{\text{loss}})$  and a packet loss threshold, frequencies are classified as *good* or *bad* depending on whether their packet loss rate is less than or greater than the threshold value, respectively. In Fig. 1b we use a packet loss threshold equal to 0.5.

Since in a Bluetooth piconet the master device controls all packet transmissions, the measurements collected by the slaves are mostly useful if available at the master. There are at least two ways of sharing these measurements among the devices of the piconet. One approach would be for the master and slaves to periodically exchange their measurements via management messages. Another method would be for the master to derive information about each slave's measurements by looking at the ACK bit sent in the slave's response packets. Observe that in this latter approach, the master can make use of the ACK feedback information as soon as it becomes available, and thus speed up the estimation time by a few tens to hundreds of milliseconds depending on the traffic load and packet sizes considered. Scanning the entire frequency band using ACK feedback may take between 0.5 to 1.5 s depending on the application and traffic load considered.

A final point of observation concerns the classification update interval. Since the master uses the packet loss information collected in order to rearrange the frequency hopping pattern in case of AFH and/or selectively avoid packet transmissions on so-called bad frequencies, one needs to ask how often frequencies should be classified. If the classification update period is relatively short, the classification reflects more accurately the state of the channel at a higher communication overhead cost if the measurements are distributed via management messages. Also, frequent classifications may lead to higher packet loss. On the other hand, a long classification period may not be able to keep up with rapid changes in the interference environment when traffic is bursty and users are mobile. A number of techniques can be used in order to make the update interval track changes in the channel dynamics. In our evaluation, we fixed the update interval to 4 s in order to highlight the effects of synchronization messages.

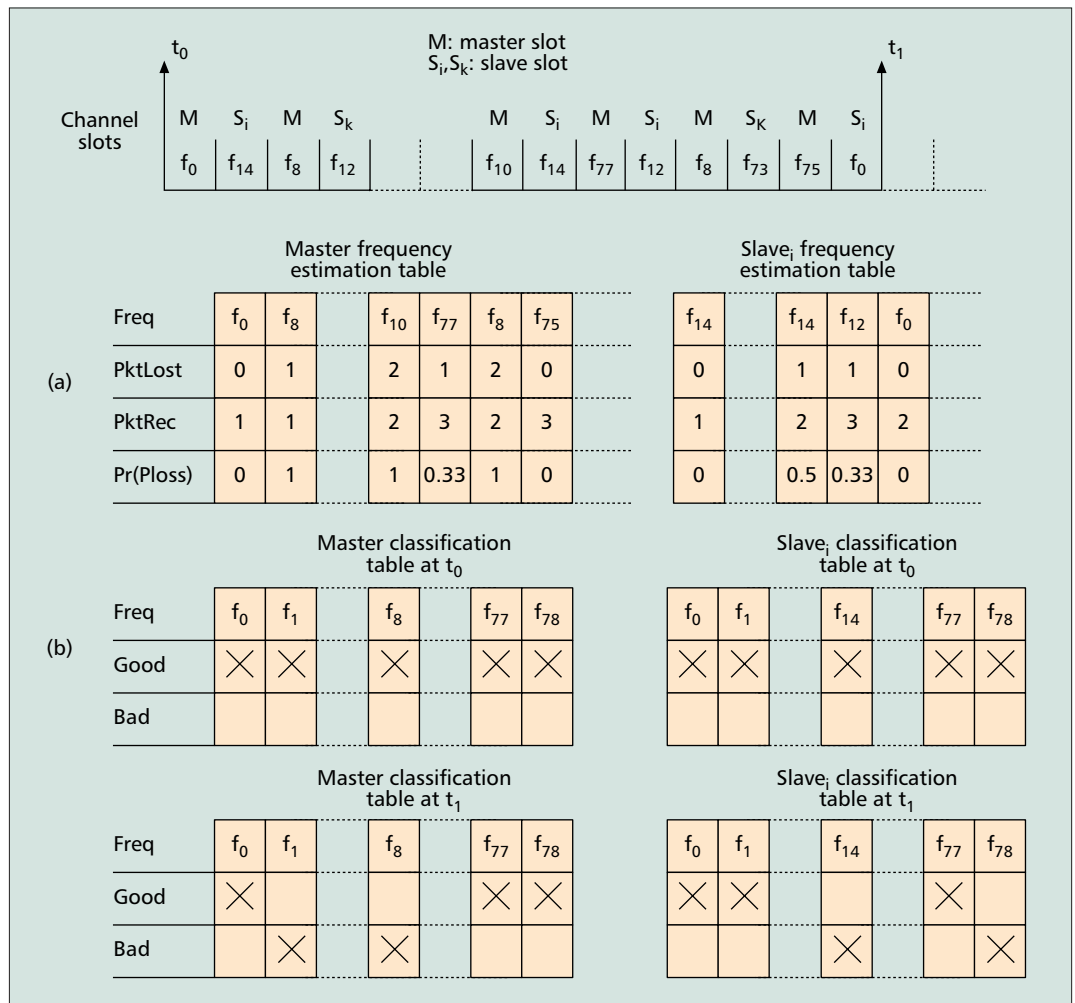
## BLUETOOTH INTERFERENCE-AWARE SCHEDULING

Since the interference mitigation approach we discuss is concerned primarily with packet scheduling and transmission in Bluetooth, we first give a brief overview of how packets are transmitted in Bluetooth, and then show how to modify the packet scheduler in order to mitigate interference.

The Bluetooth transmission channel is divided into 625  $\mu\text{s}$  slots. Transmission occurs in packets that occupy an odd number of slots (1, 3, or 5). Each packet is transmitted on a different hop frequency with a maximum frequency hopping rate of 1600 hops/s if packets occupy a single slot, and a minimum hopping rate of 320 hops/s if packets occupy five slots. Note that

Central to most interference mitigation techniques is the ability to detect the presence of other systems operating in the band or, in other words, estimate interference.

Since the master is in charge of all transmissions in the piconet and chooses which slave to transmit to, it is easy to envision a scheduling policy at the master that considers the frequency classification information before sending packets on the medium.



■ Figure 1. Interference estimation and frequency classification.

every slot has a frequency associated with it; however, transmission of a packet occupying multiple slots always uses the frequency associated with the first slot.

A slave packet always follows a master packet transmission, as illustrated in Fig. 2a, which depicts the master's view of the slotted channel. A slave needs to respond to a master's packet that is specifically addressed to it. If it does not have any data to send, it sends a NULL packet. Moreover, each packet contains the ACK information of the previous packet received.

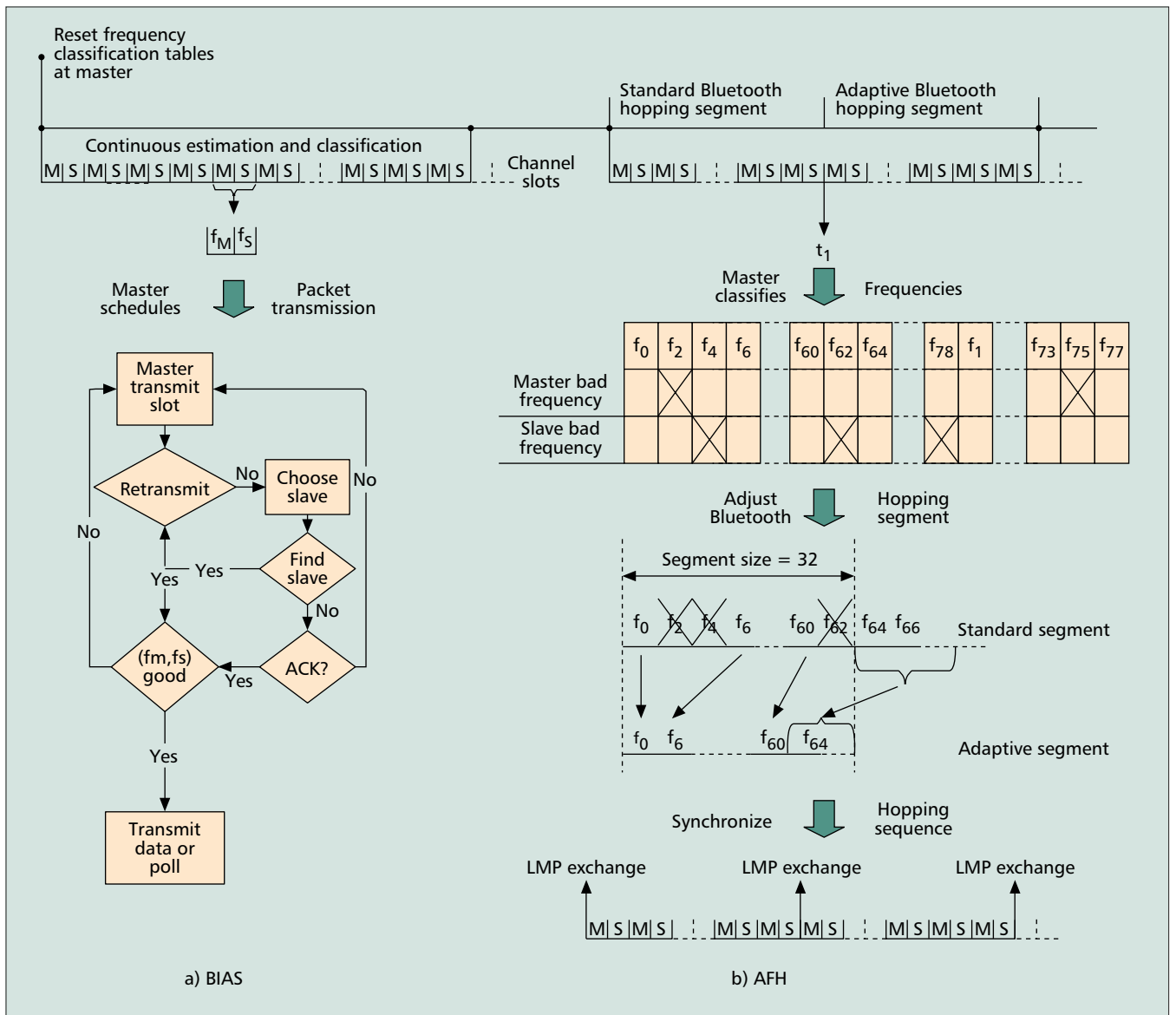
Since the master is in charge of all transmissions in the piconet and chooses to which slave to transmit, it is easy to envision a scheduling policy at the master that considers the frequency classification information before sending packets on the medium. BIAS [7] is a backoff policy that postpones the transmission of a packet until a slot associated with a good frequency becomes available. Here is how it works. The master continuously classifies each frequency as either bad or good based on a predefined criterion (e.g., a packet loss threshold as mentioned earlier). Given a master/slave slot pair and their associated frequencies as shown in Fig. 2a, the master transmits in a slot after it verifies that both the slave's receiving frequency and its own receiving frequency are good. Thus, the master avoids

receiving data on a bad frequency, by avoiding a transmission on a frequency preceding a bad one in the hopping pattern. If either frequency in the pair is bad, the master skips the current transmission slot and repeats the procedure again in the next transmission opportunity.

Finally, Fig. 2a shows an example of transmission priority that can be built into the master scheduler. In this case, the master schedules retransmissions first, then data packets, and finally acknowledgment packets. Note that in all three cases the pair of frequencies associated with the master and slave slots need to be good. Additional considerations, including bandwidth requirements and quality of service guarantees for each master/slave connection in the piconet, can also be combined with the channel state information and mapped into transmission priorities given to each direction in the master/slave communication. Details on assigning transmission priorities are given in [7].

## BLUETOOTH ADAPTIVE FREQUENCY HOPPING

The key idea in BIAS is to wait for a slot associated with a good frequency in order to transmit a packet. The question that comes up is whether the



■ **Figure 2.** Bluetooth scheduling and adaptive hopping techniques.

frequency and slot association can be modified in order to eliminate the so-called bad frequencies? In other words, can bad frequencies be replaced with good ones so that transmissions need not be postponed? This is the main idea in AFH.

First, we describe the Bluetooth frequency hopping sequence defined in the Bluetooth specifications [1], then we present an AFH algorithm that modifies it in order to mitigate interference.

Frequency hopping in Bluetooth is achieved as follows. Frequencies are sorted into a list of even and odd frequencies in the 2.402–2.480 GHz range. A segment consisting of the first 32 frequencies in the sorted list is chosen. After all 32 frequencies in that window are visited once in random order, a new window is set including 16 frequencies of the previous window and 16 new frequencies in the sorted list. From the many AFH algorithms possible, here is an implementation that eliminates bad frequencies in the sequence.

Given a segment of 32 good and bad frequencies, the algorithm visits each good frequency exactly once. Each bad frequency in the segment

is replaced with a good frequency selected from outside the original segment of 32, as shown in Fig. 2b. Thus, the difference between AFH and the original Bluetooth hopping sequence algorithm is in the selection of only good frequencies in order to fill up the segment size. Some additional constraints can be imposed on the maximum number of bad frequencies to eliminate if a minimum number of different frequencies is to be kept in the sequence. In their most recent ruling the FCC recommends using at least 15 different frequencies.

Changing the frequency patterns requires changes in the Bluetooth hardware implementations. Another requirement is advertisement of the new hopping pattern among devices in the piconet in order to keep synchronization. This is typically done using Link Management Protocol (LMP) messages exchanged between the master and slaves in the piconet in order to advertise the new hopping sequence. This last requirement imposes some limitations on how often a new hopping pattern should be advertised and

Simulation parameters		Values
Propagation delay		5 $\mu$ s/km
Length of simulation run		1600 s
<b>Bluetooth parameters</b>		
ACL baseband packet encapsulation		DH5
Transmitted power		1 mW
<b>WLAN parameters</b>		
Transmitted power		25 mW
Packet header		224 bits
Packet payload		12,000 bits
Application profile parameters	Distribution	Values
<b>Bluetooth FTP</b>		
Interrequest time (s)	Exponential	5
File size (kbytes)	varies in	[0.2,500]
<b>WLAN FTP</b>		
File size (Mbytes)	Constant	960
<b>Bluetooth voice</b>		
Encoder		G.723.1
Silence length (s)	Exponential	0.65
Talk spurt (s)	Exponential	0.352

■ **Table 1.** *Simulation parameters.*

used. Improving performance, such as lowering the packet loss and access delay, and increasing the throughput, should outweigh the communication overhead associated with synchronization. As suggested earlier, the synchronization update interval could be dynamically adjusted so that it tracks changes in the channel. In our simulations the LMP messages were sent twice in a 4 s update interval. The first LMP message was sent when the frequency tables were reset, while the second message was sent about 1.5 s later to signify the use of a new hopping pattern.

Finally, AFH does not preclude additional scheduling techniques to control the transmission (and possibly retransmission) of packets on the medium.

## PERFORMANCE EVALUATION RESULTS

We present simulation results to evaluate the performance of Bluetooth and WLAN and discuss some of the trade-offs associated with the backoff and frequency hopping schemes presented earlier. Our simulation environment is based on detailed MAC, physical layer (PHY), and channel models for Bluetooth and IEEE 802.11 (WLAN) as described in [10]. The channel model consists of a geometry-based propagation model for the signals, as well as a noise model based on additive white Gaussian noise (AWGN). For the indoor channel, we apply a propagation model consisting of two parts:

- Line-of-sight propagation (free-space) for the first 8 m
- A propagation exponent of 3.3 for distances over 8 m [11]

The transmitters, channel, and receivers are implemented at complex baseband. We develop models for the Bluetooth and IEEE 802.11 access protocols using the OPNET network simulator and configure the applications available in the simulator library.

In general, we find that performance results vary according to the network configuration,

usage scenario, and application considered [10]. In this article we vary the application and interference level considered, as these two factors are most likely to dominate the performance results.

For Bluetooth, we consider two applications, FTP and voice. FTP is a bandwidth hungry application that stresses the throughput requirement, while voice has strict delay and jitter requirements. Together, these two applications constitute a representative set of the application space used in a Bluetooth piconet. For WLAN, we use FTP to upload a large file (e.g., a movie) to a server. For the FTP profile, the parameters are interrequest time and file size. The interrequest time is the interval between two FTP commands, and the file size represents the size of the file requested in bytes. For Bluetooth we vary the file sizes from 200 bytes to 500 kbytes (every 5 s), while for WLAN we use a single file of 960 Mbytes. The voice application used in Bluetooth is based on the G.723.1 encoder (with silence). The simulation and profile parameters are given in Table 1.

We use the four-device configuration shown in Fig. 3 common to some office and home environments. It consists of a laptop computer connected to the Internet via WLAN, while a desktop located at a distance  $d$  from it is also connected to either a PDA or a wireless headset over a Bluetooth link. By varying  $d$ , the level of interference on each of the Bluetooth and WLAN receivers is effected. For example, as  $d$  is increased, the level of interference is decreased. Other usage scenarios can also be obtained by putting both WLAN and Bluetooth receivers on the same device (e.g., the laptop computer in this case). Although some variations in performance results are to be expected, the differences in the results remain minor.

Now we discuss the details of two experiments involving a voice and FTP application for Bluetooth and an FTP application for WLAN. For each experiment we set  $d = 1$  and 3 m. In addition, in experiment 1 we vary the file size of the Bluetooth FTP application. Each data point collected is averaged over 15 simulation trials using a different random seed for each trial. In addition to the mean value, we verify that statistical variations around the mean values are small and fall within a 95 percent confidence interval.

### EFFECTS ON BLUETOOTH DATA TRAFFIC

In this experiment we consider the effects of the BIAS and AFH schemes on the performance of a Bluetooth FTP connection when it is operating in close proximity to a WLAN FTP connection. While the WLAN connection is used to upload a 960 Mbyte file to a server, a Bluetooth FTP connection is used to download files (email, attached documents) from a PDA to a desktop computer. This latter operation produces similar traffic characteristics to those of a HOT SYNC even if the file sharing protocol used in that case is specific to the PDA manufacturer.

Figure 4a gives the packet loss results at the Bluetooth receiver located on the desktop computer. *None* refers to the case when no algorithm is used, while *AFH* and *Scheduling* refer to the use of AFH and BIAS, respectively. Also, the distance between the Bluetooth desktop and the WLAN laptop is either 1 or 3 m as indicated



after the dash. First, observe that the curves are grouped into three distinct pairs according to the scheme used. Also, the packet loss corresponding to 1 m is always higher than that corresponding to 3 m. This is expected since the packet loss is higher when the WLAN node is closer to the Bluetooth device. When no scheme is used the packet loss starts at 12 and 4 percent for 1 and 3 m, respectively. The packet loss for AFH starts at 2 percent and increases to 6 percent as the offered load is increased to 800 kb/s. There is less than 1 percent difference between the packet loss for 1 and 3 m. The packet loss for BIAS is negligible and at least two orders of magnitude lower than those observed for *None*.

Note that the relatively higher packet loss observed with AFH depends on the frequency of the synchronization messages exchanged between the Bluetooth master and slave. There is a trade-off between the communication overhead and the response to changes in the interference environment. A fast responding system will incur lower packet loss at the cost of higher communication overhead. In this experiment, synchronization messages are exchanged on average every few seconds (1.5 and 2.5). Since no explicit message exchange is required for the scheduling algorithm, the response time to changes in the interference environment happen within a packet round-trip time.

Figures 4c and d illustrate the TCP goodput and delay results, respectively. Observe that the goodput is directly proportional to the offered load until about 480 kb/s for all six curves. We have computed that about 660 kb/s is the maximum application goodput available considering the choice of simulation parameters. This includes 10 percent overhead for the packet headers of all layers between the application and the Bluetooth baseband link, and assuming a maximum TCP packet payload of 1460 bytes. Thus, 480 kb/s corresponds to 72 percent of the Bluetooth medium capacity. As the offered load is increased beyond 500 kb/s, the difference between the various schemes becomes more significant. The maximum goodput obtained is 600 and 550 kb/s with AFH and BIAS, respectively. When no algorithm is used, the maximum goodput is 480 kb/s.

The TCP file transfer delay shown in Fig. 4d is consistent with the goodput results. The file transfer delay remains below 4 s until 500 kb/s for AFH and BIAS. It is 2 s higher when no algorithm is used. All delay curves take off sharply when the offered load is increased above 500 kb/s.

In summary, AFH improves the maximum Bluetooth goodput by 25 percent, while BIAS brings only a 14 percent improvement. It is important to point out that in this experiment the interference level remains the same for several minutes since the WLAN connection is transmitting during the entire simulation time. Therefore, the throughput advantage brought by AFH can be further increased if the communication overhead is kept low and the channel update interval is increased to several hundred seconds. Had the WLAN traffic been more bursty, additional packet loss could have been incurred with AFH, and the throughput advantage may not

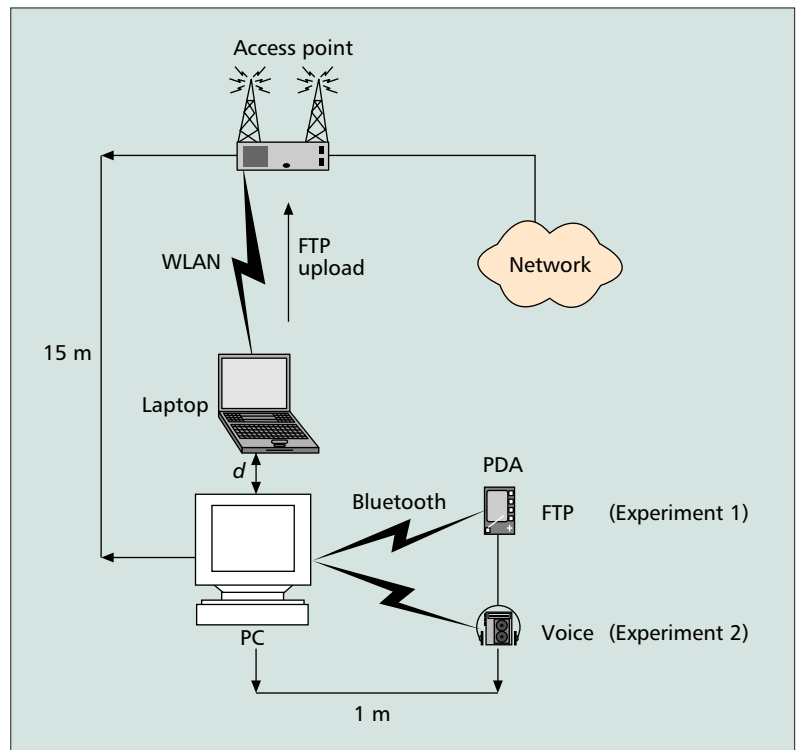


Figure 3. Topology 1: two WLAN devices and one Bluetooth piconet.

have been as significant. On the other hand, BIAS produces lower packet loss due to its ability to avoid frequencies that have become bad within a packet round-trip time.

### EFFECTS ON THE BLUETOOTH VOICE APPLICATION

While in the previous experiment the objective was to maximize the throughput of an FTP connection, in this experiment the goal is to minimize the delay and, most important, the delay jitter for a Bluetooth voice connection. We use the same parameters used in experiment 1 and replace the Bluetooth FTP connection with a voice connection, as shown in Fig. 3. Table 2 gives the Bluetooth performance results collected on the desktop for  $d = 1$  m. The packet loss is 11, 2.9, and 0.6 percent with None, AFH, and BIAS, respectively. Note that the delay jitter is around 76 ms with all three schemes. On the other hand, the delay measured with BIAS is 83 ms, while it is 14 and 18 ms with AFH and None, respectively. This result points out the main disadvantage of BIAS in terms of increasing the access delay while lowering the packet loss. However, since the delay jitter obtained with BIAS is comparable to that obtained with AFH and None, BIAS is still a viable option for voice applications.

The results for  $d = 3$  m are consistent with the discussion presented earlier. In this case the packet loss is lower than with  $d = 1$  m since the Bluetooth receiver and WLAN transmitter are further apart.

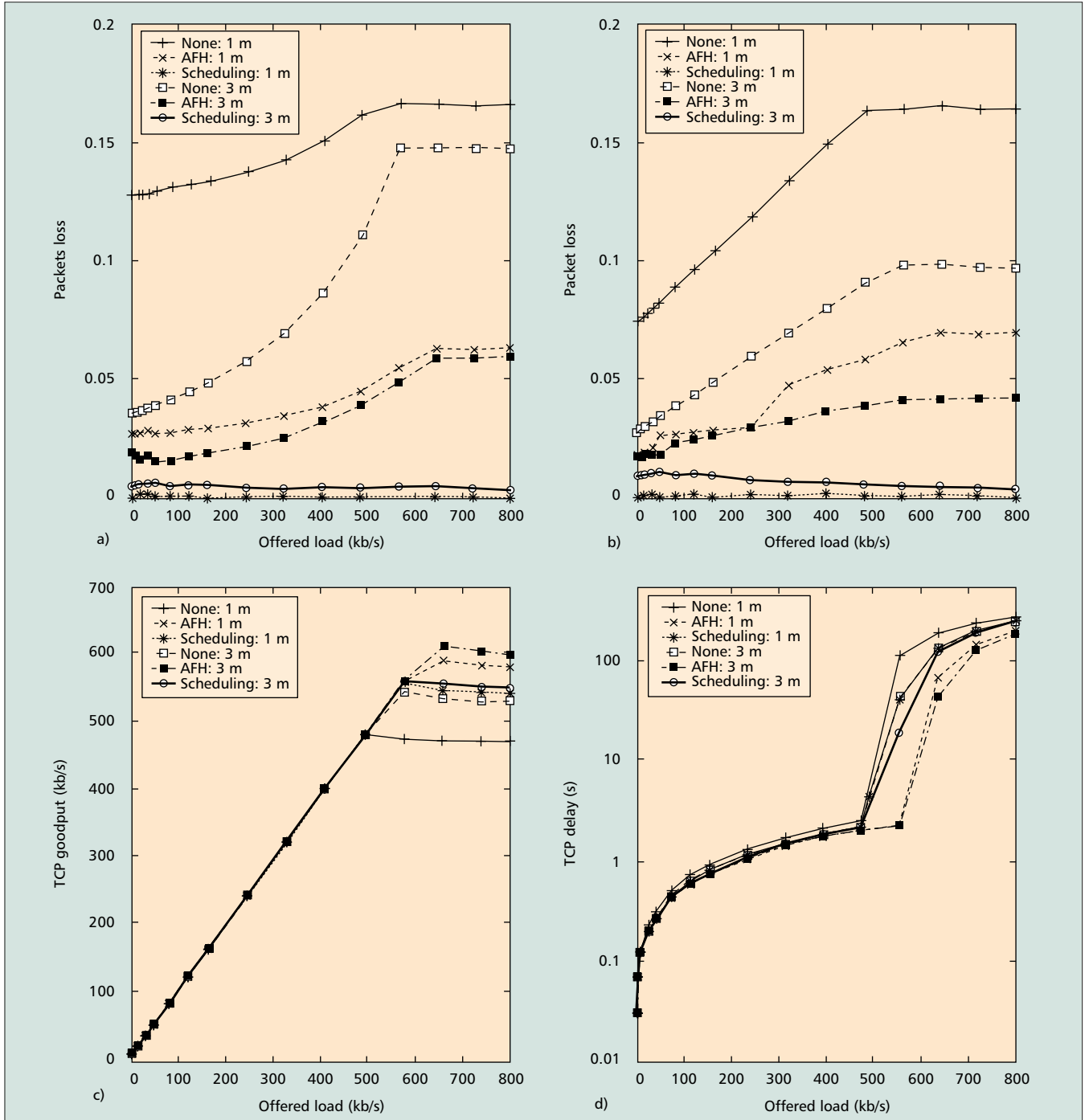
### EFFECTS ON WLAN PERFORMANCE

Although the interference mitigation schemes presented mostly impact the performance of Bluetooth, it is equally important to consider

any effects on WLAN performance. Before we discuss the effects of the algorithms implemented for Bluetooth on the WLAN, it is important to keep in mind that in the simulation setup used, the WLAN node close to the Bluetooth piconet mainly functions as a transmitter of data packets, not a receiver. Thus, the impact of Bluetooth interference is not as significant since the WLAN node only receives short ACK packets. Figure 4b shows the WLAN packet loss observed on the WLAN receiver located on the laptop computer. When no interference mitigation algorithm is implemented for Bluetooth, the packet loss is 17 and 10 percent at a dis-

tance of 1 and 3 m, respectively. The packet loss when AFH is implemented drops to 7 and 5 percent at  $d = 1$  and 3 m, respectively. The packet loss is less than 1 percent with BIAS. Note that we expect the packet loss to be more significant with None and AFH (up to 30 and 15 percent, respectively) when the WLAN node is receiving long packets.

In summary, BIAS not only gives the lowest packet loss results for Bluetooth, but is also a neighbor-friendly strategy for WLAN. Since bad frequencies can be avoided quickly, the packet loss for both Bluetooth and WLAN is reduced.



■ Figure 4. Experiment 1: a) Bluetooth probability of packet loss; b) WLAN probability of packet loss; c) Bluetooth goodput; d) Bluetooth TCP delay.

## CONCLUDING REMARKS

In this article we study the use of interference mitigation techniques for Bluetooth when operating in close proximity to WLAN systems. We consider a backoff strategy (BIAS) for Bluetooth that avoids the transmission of packets in the WLAN spectrum. We also look at adapting the Bluetooth frequency hopping pattern (AFH) in order to avoid the WLAN spectrum. The former method does not require any changes to the Bluetooth specifications. On the other hand, changing the frequency hopping pattern requires changes to the Bluetooth specifications. The two techniques considered capture the range of solutions considered for the interference problem in the 2.4 GHz band.

Furthermore, while BIAS can be viewed as an intermediate or a temporary fix to the problem, AFH is expected to be part of the next-generation Bluetooth specifications and perhaps chipsets if interoperability issues with legacy devices do not hinder its deployment and rapid market acceptance. However, taking a step back from speculative market analysis and technology hype, our goals in this article are to examine some of the strategies available to users and vendors, and discuss the performance implications and trade-offs they bring.

A summary of our findings is as follows. First, an obvious trade-off lies in terms of communication overhead and performance improvement. Although partially explored in this study by imposing a synchronization interval, dynamic scenarios where the WLAN interference is intermittent may be difficult to track using AFH. This is probably due to limitations imposed by the communication overhead. The main difficulty is having to dynamically communicate the changes to all slaves in the piconet in order to keep synchronization. Nevertheless, the use of AFH in environments where the level of interference does not change often brings additional performance improvements. More specifically, AFH maximizes the throughput for bandwidth hungry applications such as FTP and most file sharing synchronization applications where the packet loss requirement is not as stringent. On the other hand, the benefits of AFH may not be as obvious for delay jitter and packet loss constrained applications such as voice and video, where packets are never retransmitted and the packet interarrival time must be relatively constant. For those applications, BIAS seems to give better performance results, mainly negligible packet loss and low delay jitters.

Finally, our results strongly suggest that no single technique can optimize performance for all scenarios and applications. Perhaps combining BIAS and AFH could lead to widening the solution space and applying an appropriate technique for each scenario and application considered.

## REFERENCES

- [1] Bluetooth SIG, "Specifications of the Bluetooth System," vols. 1, v.1.0B, "Core" and 2, v1.0B, "Profiles," Dec. 1999.

	BIAS	AFH	None
<b>d = 1 m</b>			
Probability of packet loss	0.0064	0.0294	0.1101
Delay (s)	0.0832	0.0014	0.0018
Delay jitter (s)	0.0770	0.0769	0.0767
Goodput (kb/s)	2.9096	2.9124	2.9197
<b>d = 3 m</b>			
Probability of packet loss	0.0064	0.0155	0.0320
Delay (s)	0.0836	0.0015	0.0017
Delay jitter (s)	0.0770	0.0764	0.0768
Goodput (kb/s)	2.9109	2.9332	2.9189

■ **Table 2.** Experiment 2: Bluetooth voice performance.

- [2] IEEE Std. 802-11, "IEEE Standard for Wireless LAN Medium Access Control (MAC) and Physical Layer (PHY) Specification," June 1997.
- [3] FCC, Title 47, "Code for Federal Regulations," Part 15, Oct. 1998.
- [4] IEEE 802.15.2-2003, "IEEE Recommended Practice for Information Technology — Part 15.2: Coexistence of Wireless Personal Area Networks with Other Wireless Devices Operating in the Unlicensed Frequency Bands," 2003.
- [5] J. Lansford, A. Stephens, and R. Nevo, "Wi-Fi (802.11b) and Bluetooth: Enabling Coexistence," *IEEE Network*, Sept./Oct. 2001, vol. 15, pp. 20–27.
- [6] B. Treister *et al.*, "Adaptive Frequency Hopping: A Non-Collaborative Coexistence Mechanism," IEEE P802.11 WG contrib. IEEE P802.15-01/252r0, Orlando, FL, May 2001.
- [7] N. Golmie, "Bluetooth Dynamic Scheduling and Interference Mitigation," *ACM MONET*, vol. 9, no. 1, Feb. 2004.
- [8] C. F. Chiasserini, and R. R. Rao, "Coexistence Mechanisms for Interference Mitigation Between IEEE 802.11 WLANs and Bluetooth," *Proc. INFOCOM 2002*, 2002, pp. 590–98.
- [9] N. Golmie, "Bluetooth Adaptive Frequency Hopping and Scheduling," *Proc. MILCOM '03*, Boston, MA, Oct. 2003.
- [10] N. Golmie *et al.*, "Interference Evaluation of Bluetooth and IEEE 802.11b Systems," *ACM Wireless Net.*, vol. 9, May 2003, pp. 200–11.
- [11] A. Kamerman, "Coexistence between Bluetooth and IEEE 802.11 CCK: Solutions to Avoid Mutual Interference," IEEE P802.11 WG contrib. IEEE P802.11-00/162r0, July 2000.

## BIOGRAPHIES

NADA GOLMIE (nada.golmie@nist.gov) received an M.S.E degree from Syracuse University, New York, and a Ph.D. degree in computer science from the University of Maryland, College Park. Since 1993 she has been a research engineer in the advanced network technologies division at the National Institute of Standards and Technology (NIST). She is currently manager of the high-speed network technologies group. Her research in traffic management and media access control led to over 70 papers presented at professional conferences, journals, and contributed to international standard organizations and industry led consortia. Her current work is focused on the performance evaluation of protocols for wireless PANs and LANs. Her research interests include modeling and performance analysis of network protocols, media access control, and quality of service for IP and wireless network technologies. She is vice-chair of the IEEE 802.15 Coexistence Task Group.

NICOLAS CHEVROLIER received an engineering diploma from the Institut National des Telecommunications (INT), Evry, France in 2000. After an eight-month training period at Cisco Systems, Paris, he has been a guest researcher in the high-speed networks technologies group at NIST. His interests include traffic analysis and the evaluation of network protocols.

OLIVIER REBALA received a computer science degree from Institut Supérieur d'Informatique, de Modélisation et de Leurs Applications, Clermont-Ferrand, France, in September 2001. Since April 2001 he has been a guest researcher in the advanced network technologies division at NIST. His research interests include the modeling and simulation of protocols for wireless and high-speed networks.



## 射频和天线设计培训课程推荐

易迪拓培训([www.edatop.com](http://www.edatop.com))由数名来自于研发第一线的资深工程师发起成立,致力并专注于微波、射频、天线设计研发人才的培养;我们于 2006 年整合合并微波 EDA 网([www.mweda.com](http://www.mweda.com)),现已发展成为国内最大的微波射频和天线设计人才培养基地,成功推出多套微波射频以及天线设计经典培训课程和 ADS、HFSS 等专业软件使用培训课程,广受客户好评;并先后与人民邮电出版社、电子工业出版社合作出版了多本专业图书,帮助数万名工程师提升了专业技术能力。客户遍布中兴通讯、研通高频、埃威航电、国人通信等多家国内知名公司,以及台湾工业技术研究院、永业科技、全一电子等多家台湾地区企业。

易迪拓培训推荐课程列表: <http://www.edatop.com/peixun/tuijian/>



### 射频工程师养成培训课程套装

该套装精选了射频专业基础培训课程、射频仿真设计培训课程和射频电路测量培训课程三个类别共 30 门视频培训课程和 3 本图书教材;旨在引领学员全面学习一个射频工程师需要熟悉、理解和掌握的专业知识和研发设计能力。通过套装的学习,能够让学员完全达到和胜任一个合格的射频工程师的要求...

课程网址: <http://www.edatop.com/peixun/rfe/110.html>

### 手机天线设计培训视频课程

该套课程全面讲授了当前手机天线相关设计技术,内容涵盖了早期的外置螺旋手机天线设计,最常用的几种手机内置天线类型——如 monopole 天线、PIFA 天线、Loop 天线和 FICA 天线的设计,以及当前高端智能手机中较常用的金属边框和全金属外壳手机天线的设计;通过该套课程的学习,可以帮助您快速、全面、系统地学习、了解和掌握各种类型的手机天线设计,以及天线及其匹配电路的设计和调试...

课程网址: <http://www.edatop.com/peixun/antenna/133.html>



### WiFi 和蓝牙天线设计培训课程

该套课程是李明洋老师应邀给惠普 (HP) 公司工程师讲授的 3 天员工内训课程录像,课程内容是李明洋老师十多年工作经验积累和总结,主要讲解了 WiFi 天线设计、HFSS 天线设计软件的使用,匹配电路设计调试、矢量网络分析仪的使用操作、WiFi 射频电路和 PCB Layout 知识,以及 EMC 问题的分析解决思路等内容。对于正在从事射频设计和天线设计领域工作的您,绝对值得拥有和学习! ...

课程网址: <http://www.edatop.com/peixun/antenna/134.html>



## CST 学习培训课程套装

该培训套装由易迪拓培训联合微波 EDA 网共同推出,是最全面、系统、专业的 CST 微波工作室培训课程套装,所有课程都由经验丰富的专家授课,视频教学,可以帮助您从零开始,全面系统地学习 CST 微波工作的各项功能及其在微波射频、天线设计等领域的设计应用。且购买该套装,还可超值赠送 3 个月免费学习答疑...

课程网址: <http://www.edatop.com/peixun/cst/24.html>



## HFSS 学习培训课程套装

该套课程套装包含了本站全部 HFSS 培训课程,是迄今国内最全面、最专业的 HFSS 培训教程套装,可以帮助您从零开始,全面深入学习 HFSS 的各项功能和在多个方面的工程应用。购买套装,更可超值赠送 3 个月免费学习答疑,随时解答您学习过程中遇到的棘手问题,让您的 HFSS 学习更加轻松顺畅...

课程网址: <http://www.edatop.com/peixun/hfss/11.html>

## ADS 学习培训课程套装

该套装是迄今国内最全面、最权威的 ADS 培训教程,共包含 10 门 ADS 学习培训课程。课程是由具有多年 ADS 使用经验的微波射频与通信系统设计领域资深专家讲解,并多结合设计实例,由浅入深、详细而又全面地讲解了 ADS 在微波射频电路设计、通信系统设计和电磁仿真设计方面的内容。能让您在最短的时间内学会使用 ADS,迅速提升个人技术能力,把 ADS 真正应用到实际研发工作中去,成为 ADS 设计专家...

课程网址: <http://www.edatop.com/peixun/ads/13.html>



### 我们的课程优势:

- ※ 成立于 2004 年,10 多年丰富的行业经验,
- ※ 一直致力并专注于微波射频和天线设计工程师的培养,更了解该行业对人才的要求
- ※ 经验丰富的一线资深工程师讲授,结合实际工程案例,直观、实用、易学

### 联系我们:

- ※ 易迪拓培训官网: <http://www.edatop.com>
- ※ 微波 EDA 网: <http://www.mweda.com>
- ※ 官方淘宝店: <http://shop36920890.taobao.com>